


**BOYSEN**<sup>®</sup>  
**Healthy Home**<sup>™</sup>  
**ODOR-LESS**  
PAINT  
*for*  
**HAPPY NOSES**



For technical reasons connected with color reproduction and paint manufacturing, the colors shown may not match the exact paint color.



## Is Your Home Healthy?

**BOYSEN®** Healthy Home™ is a premium, odor-less, low-VOC, lead-free paint. No need to eliminate paint smells by placing bowls of vinegar or pieces of crushed charcoal in areas being painted. Usual activities at home, the office, hospitals, and other places can go on uninterrupted.

Formulated as an acrylic water-based interior coating with antibacterial protection, it gives an extra defense against bacteria such as E. coli and salmonella, as well as mildew and fungus. And because the antibacterial protection technology has been incorporated into the paint at the manufacturing stage, you can be sure that your homes will stay cleaner, safer and healthier throughout the life of the paint.

### Paint healthily, live happily

BOYSEN Healthy Home is designed to hold up to regular cleaning and light scrubbing, making it ideal for kid's rooms, living rooms, kitchens, and bathrooms— areas where a long-lasting physical barrier against microbes is needed. It can also be used in damp, humid areas that are usual breeding grounds of molds and fungi.

It comes in a unique Satin finish that gives a soft luster and provides excellent definition to walls without adding unsightly glare. BOYSEN Healthy Home can be tinted to hundreds of colors via nationwide Mix & Match outlets.

### Painting Schedule

#### *Concrete Surfaces*

**1st coat:**

BOYSEN® Permacoat™ Flat Latex B-701

**Putty:**

BOYSEN® Masonry Putty B-7311

**2nd & 3rd coat:**

BOYSEN® Healthy Home™

### Technical Data

**Vehicle Type:** Acrylic

**Finish:** Satin

**Dry Time:** Touch dry in 1 hour.  
Recoat after 2 hours.

**Practical Coverage:**  
30-35 sq. m. per 4-Liters

\*depending on surface texture or porosity

**Tinting:** Will accept BOYSEN Latex Colors at a maximum level of 1/4 Liter per 4-Liter can

**Thinning:** Use as supplied. If necessary, thin with not more than 1/2 Liter of clean water per 4-Liter can.

**Clean-up Solvent:** Water

**Packaging:** 4-Liters

**Application:** By brush, roller, or airless spray

For technical reasons connected with color reproduction and paint manufacturing, the colors shown may not match the exact paint color.



★ B-7472  
Rosy



HH-22-G49  
Out of Town



HH-18-G41  
Green Tea



★ B-7420  
Light Tan



HH-2-G62  
Strawberry Smoothie



HH-1-G64  
Pilates Ball



HH-5-G72  
Fresh Melon




HH-5209  
Crisp Biscuit



★ B-7470  
Bloom



HH-35-G8  
Detox Room



HH-33-G4  
White Bark



HH-37-G22  
Beach Sand



HH-16-G20  
Ginger Powder



HH-708  
Gray Castle



★ B-7450  
Flora



HH-5801  
Mocha




HH-706  
Tulle White



★ B-7440  
Serene Lake



HH-26-G56  
Obagi Blue Peel



HH-5104  
White Sand



HH-24-G51  
Facial Mask



★ B-7442  
Fresh Air



HH-32-G61  
Cranberry Blooms



HH-32-G120  
Lavander Extract



★ B-7430  
Clean Slate



HH-771  
Tile Red



HH-23-G48  
Tae Bo Gloves



HH-2-G46  
Broccoli Salad



HH-40-G66  
Cocoa Butter



HH-780  
Chocolate Brown



HH-6-G118  
Carotene Orange



HH-12-G85  
Whole Grain



HH-14-G117  
Collagen Rich



HH-15-G116  
Gingko Tree



★ B-7460  
Shining Ochre



HH-3-G119  
Rose Hips

★ Available Standard Colors

For technical reasons connected with color reproduction and paint manufacturing, these colors may not exactly match the actual paint.

**For technical reasons connected with color reproduction and paint manufacturing, the colors shown may not match the exact paint color.**

# SURFACE PREPARATION

## New Painting:

### New Concrete

Allow new concrete to dry for 14-28 days under normal weather conditions before painting. Surface to be painted should be clean and dry, free from oil, grease, dust, dirt, contaminants, and all loose grit and mortar. If painting must be done immediately after the 14-28 day curing period, treat with a solution of 1 part BOYSEN Masonry Neutralizer B-44 diluted in 16 parts water, applying liberally by brush or roller. Let dry overnight before rinsing with water to remove white crystals that form on the surface. Let dry before painting. However, if the concrete has been cured for 28 days or more, there is no need for neutralizer.

## Repainting:

Scrape off all loose, scaling, flaking, and peeling paint manually or by using BOYSEN Paint and Varnish Remover B-141, as necessary. Wash surfaces clean and completely remove chemical residue. Let it dry.

For repainting concrete, use BOYSEN Chalk Blocker B-7304 as surface conditioner. In case of mildew infestation, treat with a bleach solution (1:3, laundry bleach to water, respectively) by swabbing or brushing. To ensure proper treatment, let stand for 24 hours before washing off residue. Let dry.



## PACIFIC PAINT (BOYSEN) PHILIPPINES, INC.

292 D. Tuazon Street, 1115 Quezon City, Philippines

Hotline: 8364-9999

Tel. Nos. 8364-3505 to 09; 8365-0561 to 64

Fax Nos. 8367-8881; 8361-7164

[inquiry@boysen.com.ph](mailto:inquiry@boysen.com.ph)

[www.boysen.com.ph](http://www.boysen.com.ph)



SP 241-242 2nd Level, IKEA Retail Integration  
South Parking Building, SM Mall of Asia, Pasay City 1300



Boysen Paints Philippines



@BoysenPaints



BoysenPaintsPhil



Blog: [myboysen.com](http://myboysen.com)



[studioboysen.com](http://studioboysen.com)



Boysen App

Boysen®, the Boysen eagle symbol, Healthy Home™ and Satin Finish™ are registered trademarks of Pacific Paint (BOYSEN) Philippines, Inc.

**For technical reasons connected with color reproduction and paint manufacturing, the colors shown may not match the exact paint color.**